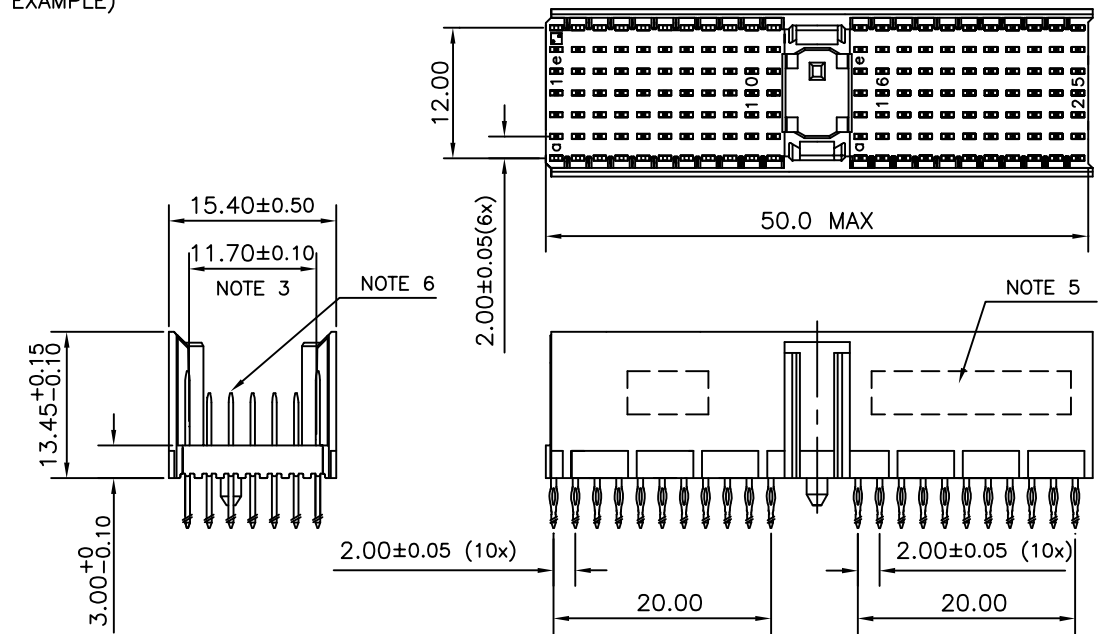


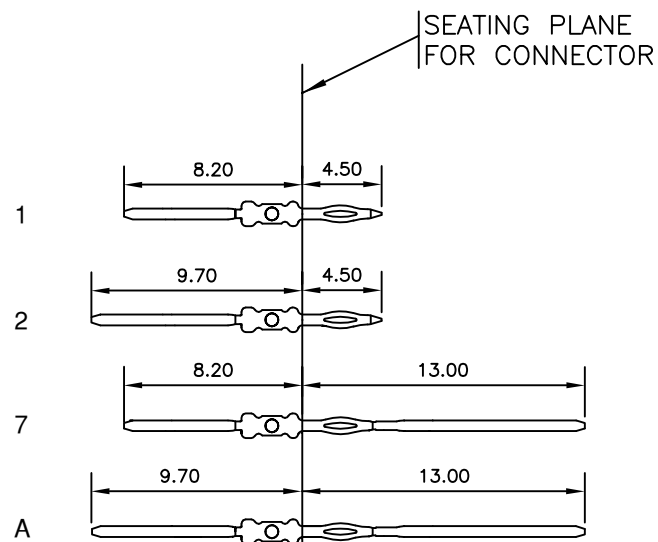
LOADING PATTERN MATING SIDE

f	0	0	0	0	0	0	0	0	0	0	A	A	A	A	A	A	A	A	A	A	A
e	1	1	1	1	1	1	1	1	1	1	1	7	7	7	7	7	1	7	7	1	1
d	1	1	1	1	1	1	1	1	1	1	1	7	7	7	7	7	1	7	7	1	1
c	1	1	1	1	1	1	1	1	1	1	2	A	A	A	A	2	2	A	A	2	2
b	1	1	1	1	1	1	1	1	1	1	1	7	7	7	7	7	1	7	7	1	1
a	1	1	1	1	1	1	1	1	1	1	1	7	7	7	7	7	1	7	7	1	1
z	0	0	0	0	0	0	0	0	0	0	A	A	A	A	A	A	A	A	A	A	A
P	0	0	1	1	2	2						5									
S	1	5	0	5	0	5						5									

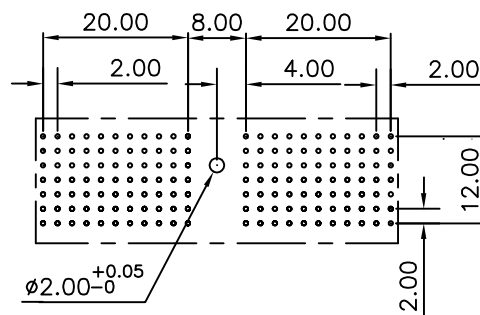
LOADED CONNECTOR ASSEMBLY (FOR EXAMPLE)



CONTACT OVERVIEW



LAY-OUT P.C.B.-HOLE



HM2P07PKK195 **LEAD FREE INDICATOR : LF = LEAD FREE (DIGIT 15 & 16)**
PLATING CODE (DIGIT 13 AND 14)
 (REF DRW NO. BS,C , 201844 , 003)

NOTES

- THIS PRODUCT IS CSA APPROVED.
 - THIS PRODUCT IS UL RECOGNIZED.
 - MEASURED AT THE BOTTOM.
 - MATERIAL CONTACT: PHOSPHORBRONZE
HOUSING: CREAM WHITE GLASS FILLED POLYESTER UL-94V0
 - CONNECTOR PRINTED WITH P/N AND DATE CODE.
 - FOR ACTUAL CONTACT LOADINGS, SEE LOADING PATTERN MATING SIDE.
 - SHAPE OF CONNECTOR HOUSING CAN ALTER DEPENDING ON PRODUCTION LOCATION
 - THE PRODUCT (LF) MEETS EUROPEAN UNION DIRECTIVES AND OTHER COUNTRY REGULATIONS AS DESCRIBED IN GS-22-008
 - FOR RECOMMENDED PTH DIMENSIONS REFER DRAWING : BS, A , 201572 , 001
- CATALOG NO: HM2P07PKK195----

mat'l. code SEE NOTE 4				surface ISO 1302 ✓	tolerance ISO 406 ISO 1101	projection 	product family MILLIPACS	
ltr	ecn no	dr	date	tolerances unless otherwise specified		MM	title MPACS 5+2R STR HDR PF CONN TYPE A	
A	105-0228	MINI	2005-11-10	angles	linear			
B	106-0122	MINI	2006-07-23	0°±1°		scale		
				dr	MINI K VANDANATH	2005-11-10	dwg no sheet 1 of 1 size BS, C ,203028, 385 A3	
				engr	BIJU K PAUL	2005-11-10		
				chr	BIJU K PAUL	2006-07-23		
				appd	BIJU K PAUL	2006-07-23		
sheet index	revision sheet	B	1					type Product Customer Drawing